



STEP THREE: IMPLEMENTATION



AREA SCIENCE PARK
Stefano Alessandrini



SIMPLA project has received funding from the European Union's Horizon 2020 research and innovation programme under grant agreement No 695955

The content of this presentation reflects only the author's view and the Executive Agency for Small and Medium-sized Enterprises (EASME) is not responsible for any use that may be made of the information it contains.

IMPLEMENTATION

HARMONIZED
VISION



COMMON
DATASETS

MONITORING
TIMEFRAME



ACTIONS

HARMONIZED VISION 1/6

WHAT DO WE MEAN WITH
“HARMONIZED VISION”?

HARMONIZED VISION 2/6

- Define a strategic vision and generate a common framework
- Aim to bipartisan consensus

HARMONIZED VISION 3/6

EXAMPLE

The territory of Pordenone must look to the future by imagining a transformation aimed at introducing a renewal of its building stock and a tense expansion towards zero soil consumption. This activity is conceived both by the SEAP and by the urban planning document through a principle of densification of the inhabited area (and therefore an increase of the existing inhabited area), which contrasts with the existing infrastructural system. Starting from the highlighted criticality and awaiting a comprehensive overhaul of the urban road system through the development of an Urban Traffic Plan, currently non-binding, and a new Urban Sustainable Mobility Plan, a decision was made to entrust and develop a plan of detail of the SUMP, which will end its approval process in October this year.

The purpose of this tool, which deals with the axes of urban penetration and the hyper-center delimited by the ring, is to introduce a new mobility strategy, as a variant to the current SUMP.

HARMONIZED VISION 4/6

EXAMPLE

The strategy consists in a review of the uses of the road axes and the introduction of a renewed and different circulation system in the ring that can be implemented through a modification, only in some substantial cases, of the infrastructure assets. The modification of the displacements in the main axes will in fact release from the sliding traffic some local axes to date used improperly as support axes to the ring, thus allowing the development of a process of urban densification proportioned to the supporting infrastructures. It is therefore evident that the GUDP must incorporate these strategies by adapting the regulatory system to support the existing residential areas (zones B) in order to allow densification of the built-up area by means of a calibration of the building index, respecting the building and architectural fabric existing and through the declination of the norms that allow the application of the house plan, based on the capacity of the infrastructural plant to support the increase of settled inhabitants.

HARMONIZED VISION 5/6

EXAMPLE

This strategic choice then affects the actions of the SEAP, especially to implement actions that allow to achieve a reduction in the level of CO2 in the territory of competence, both as regards the new or renewed actions introduced by the modification of the PUMS (also through measures to favor the use of alternative energy sources), both indirectly, on the renovation modifications of the building heritage dictated by the new building criteria to be introduced in the general urban development plan, again as a consequence of the modification of the PUMS.

HARMONIZED VISION 6/6

- Previous political statements
- The “vision” chapter of SECAP and SUMP has to be consistent with the Vision.
- If necessary compare the strategic objectives based on the results obtained comparing the data contained in both plans

DATA SETS AND DATA COLLECTING METHODS 1/4

- Sharing data
- Common data repository
- Common standards for data collection and storage
- Collecting data for the elaboration and/or monitoring of SECAPs and SUMP presents common, often overlapping fields and actions as well as significant differences related to procedures and methodologies
- Exploit economies of scale, avoid duplications and use more refined data when available

DATA SETS AND DATA COLLECTING METHODS 2/4

SUMP: calculation of traffic-related CO2 emissions in an area based on actual vehicle counting data

SECAP: data on fuel sold often available only at a county level

DATA SETS AND DATA COLLECTING METHODS 3/4

EXAMPLE: SYSTEMATIC APPROACH FOR TRACKING ENERGY EFFICIENCY

Croatia has introduced two national internet platforms for monitoring energy efficiency development.

ISGE, or eng. EMIS – Energy management information system –

Municipalities use this platform widely when developing SECAPs.

DATA SETS AND DATA COLLECTING METHODS 4/4

EXAMPLE: SYSTEMATIC APPROACH FOR TRACKING ENERGY EFFICIENCY

SMIV National System for Monitoring, Measuring and Verifying Energy Savings.

SMIV is being used by state institutions, local and regional governments, energy service providers and the Environmental Protection and Energy Efficiency Fund.

HARMONIZATION OF REFERENCE YEARS AND MONITORING TIMEFRAME 1/3

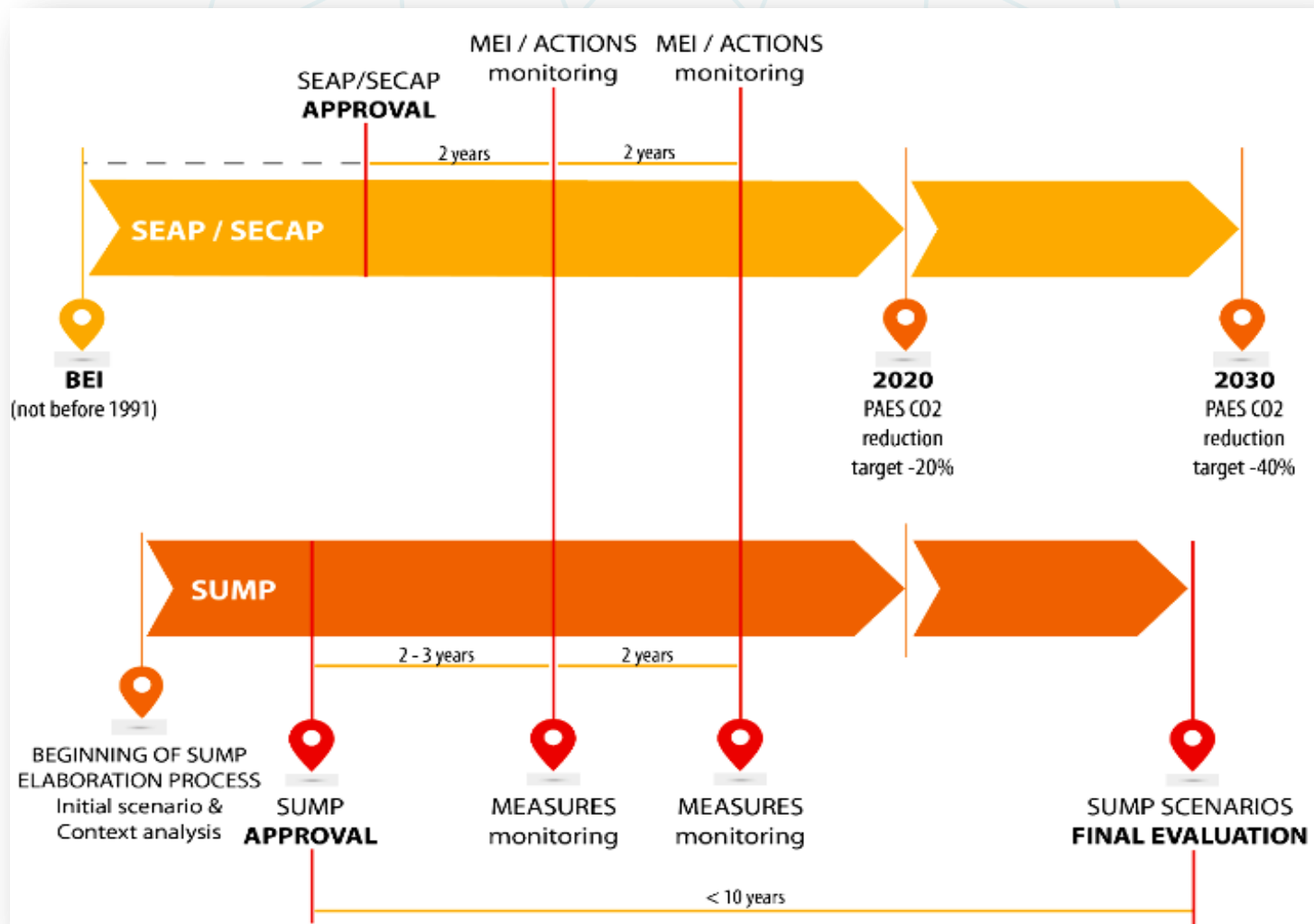
A SECAP provides for the definition of a baseline year to be used as the reference point to draw the Baseline Emission Inventory (BEI)

A SUMP foresees instead the definition of a “state of the art” at the time of the plan initiation.

HARMONIZATION OF REFERENCE YEARS AND MONITORING TIMEFRAME 2/3

- SECAPs big objective is to decrease CO2 emissions by at least 40% by 2030 (each SECAP action defines its strategic objectives and sets of indicators)
- The approach used in SUMP is less defined (each SUMP defines its own set of objectives, indicators, approach for their definition and deadline for their achievement)

HARMONIZATION OF REFERENCE YEARS AND MONITORING TIMEFRAME 3/3



HARMONIZATION OF ACTIONS 1/8

HARMONIZATION OF ACTIONS STRONGLY DEPENDS ON NEW VISION AND DATASET ANALYSIS RESULTS

HARMONIZATION OF ACTIONS 2/8

1. The harmonization process should therefore lead to a total correspondence between the mobility actions included in SECAP and the actions described in the sump
2. copying and pasting the actions described in the existing SUMP into the SECAP and vice-versa

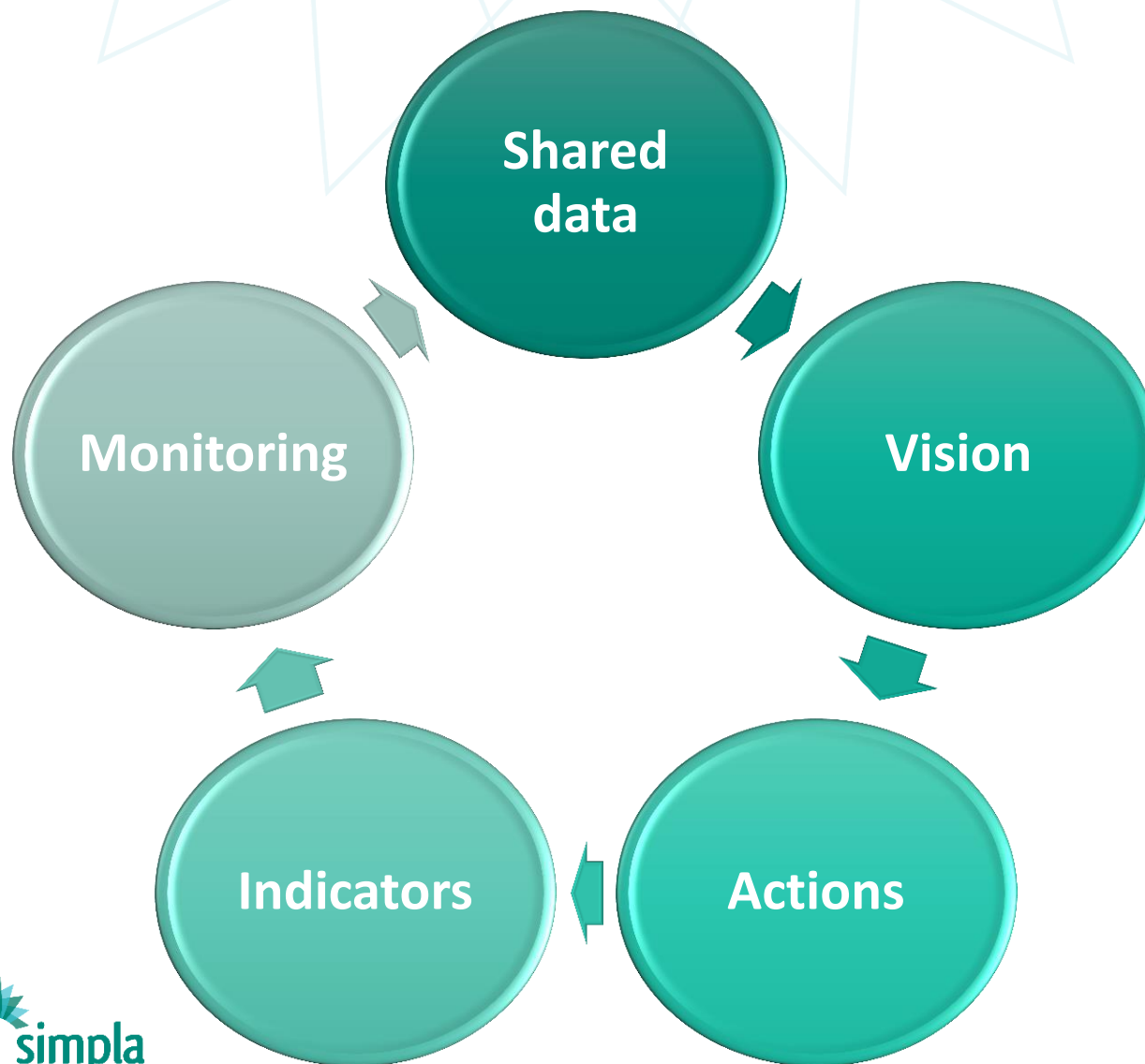
HARMONIZATION OF ACTIONS 3/8

1. Synergies and correlations
2. SECAPs and SUMP should be thoroughly revised
3. Analysing the objectives in both SECAP and SUMP
4. Verify that all the actions contained in the SUMP have a correspondence in the SECAP in the section Transport & Mobility and vice versa

HARMONIZATION OF ACTIONS 4/8

1. Analyze all the actions of the SECAP, trying to understand which can have significant impacts on the SUMP and the related indicators
2. Propose changes and additions to the SUMP
3. If necessary, propose also a reformulation of the actions contained in the SECAP
4. Report a brief summary of the activity to the policy-maker

HARMONIZATION OF ACTIONS 5/8



HARMONIZATION OF ACTIONS 6/8

1. Based on harmonized monitoring results
2. Plan a periodic review and be ready to a potential adaptation of SECAPs and SUMPs during their implementation phases

HARMONIZATION OF ACTIONS 7/8

Why actions need to be improved

How they will be improved


Who is in charge of the improvement

When the improvement will be implemented

When the next review will be done

HARMONIZATION OF ACTIONS 8/8

RATE YOUR PERFORMANCE



RED
urgent
attention
needed

ORANGE
Some work
to do

GREEN
Going well

FUNDING 1/5

The financing mechanisms typically used by local authorities can be grouped into four categories:

1. Budget financing
2. Funds developed specifically to address energy efficiency
3. Public support to leverage commercial financing
4. Commercial financing

FUNDING 2/5

INNOVATIVE FINANCING OPPORTUNITIES

- **crowdfunding**
- public-private partnership (PPP)

FUNDING 3/5

INNOVATIVE FINANCING OPPORTUNITIES

- crowdfunding
- **public-private partnership (PPP)**

FUNDING 4/5

Examples of PPP models include:

- Design-Build
- Operation & Maintenance Contract (O&M)
- Design-Build-Finance-Operate (DBFO)
- Build-Own-Operate-Transfer (BOOT)
- Build-lease-operate-transfer (BLOT)

FUNDING 5/5

- Guidelines for successful Public-Private Partnership (European Commission, March 2003)
- Resource Book on PPP Studies (European Commission, June 2004)
- <https://ppp.worldbank.org/ppp/overview/practical-tools/checklists>

Contact

STEFANO ALESSANDRINI

stefano.alessandrini@areasciencepark.it

+39 040 375 5296

www.simpla-project.eu



SIMPLA project has received funding from the European Union's Horizon 2020 research and innovation programme under grant agreement No 695955

The content of this presentation reflects only the author's view and the Executive Agency for Small and Medium-sized Enterprises (EASME) is not responsible for any use that may be made of the information it contains.